



**Electrolux**  
PROFESSIONAL

## Standard Preparation 1200 mm Sink with 2 Bowls

ITEM # \_\_\_\_\_

MODEL # \_\_\_\_\_

NAME # \_\_\_\_\_

SIS # \_\_\_\_\_

AIA # \_\_\_\_\_



132808 (LG1225PN)

Sink Unit with 2 bowls  
500x500mm, 1200mm

### Short Form Specification

#### Item No. \_\_\_\_\_

Made from 304 AISI stainless steel. The 50mm high worktop in 304 AISI stainless steel, 1mm in thickness, is sound-deadened and has an overflow rim and welded corners. Integral rear upstand, h=100mm, with 8mm radius. All-round apron. Square section legs 40x40mm on 1" height-adjustable feet (+/-20mm)

N. 2 bowls mm500x500x300h with overflow pipe and 2" drain hole.

### Construction

- 50 mm worktop in 304 AISI stainless steel, 10/10 in thickness with overflow rim along the top.
- Square section legs and 40 mm height-adjustable feet in 304 AISI stainless steel.
- Sink tops easily slotted onto the legs and taps are easily installed from the rear.
- Delivered in knock-down package.
- Wide range of taps are available to suit every need.
- 100 mm upstand with 10 mm radiused corner and 13 mm deep, designed to be used against a wall.

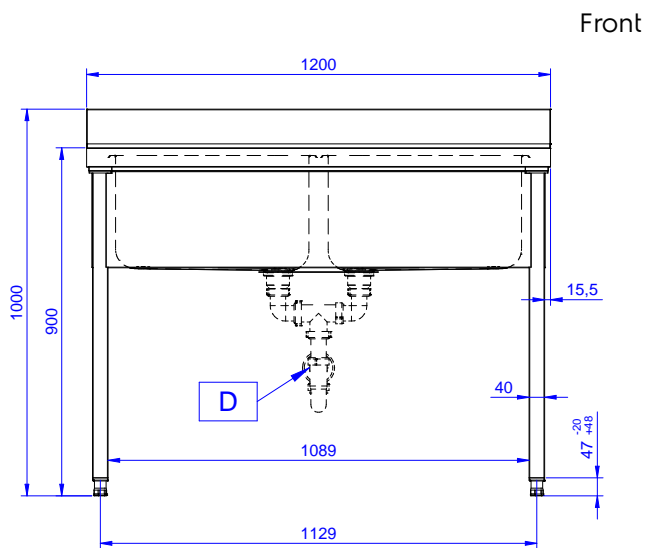
### Optional Accessories

- Lower shelf for 1200mm tables and sinks and for 1800 mm undercounter dishwasher sinks PNC 855145 ☐
- Set of 4 wheels (2 with brake) d. 100mm for tables and sinks (total height on wheels= 993 mm) PNC 855150 ☐
- 3-sided underframe for 1200mm tables PNC 855152 ☐
- Elbow operated mixer tap with spout 3/4", single hole PNC 855322 ☐
- Elbow operated mixer tap with short spout 3/4", single hole PNC 855323 ☐
- Foot operated mixer tap (hot and cold) with spout 3/4" PNC 855328 ☐
- Single plastic drain syphon 2 " for Sinks PNC 895313 ☐

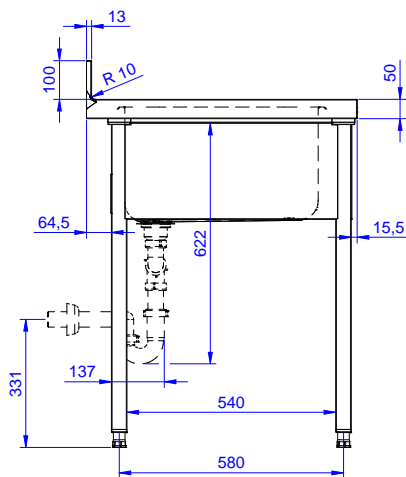
APPROVAL: \_\_\_\_\_



Experience the Excellence  
[www.electroluxprofessional.com](http://www.electroluxprofessional.com)

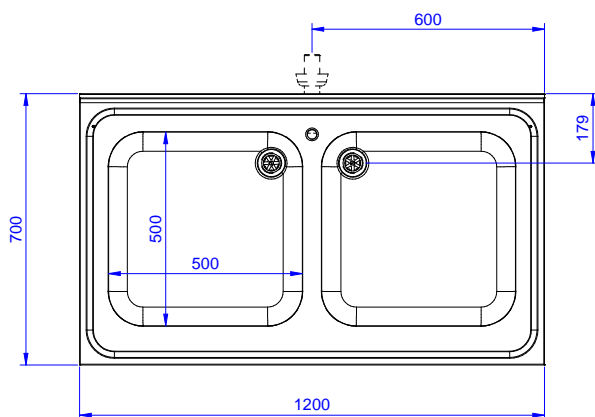


Front



Side

**D = Drain**



Top

### Key Information:

<b>External dimensions, Width:</b>	1200 mm
<b>132808 (LG1225PN)</b>	
<b>External dimensions, Depth:</b>	700 mm
<b>External dimensions, Height:</b>	1000 mm
<b>Upstand Dimensions, Height:</b>	100 mm
<b>Upstand Dimensions, Depth:</b>	13 mm
<b>Upstand Dimensions, Radius:</b>	R=10
<b>Bowls number</b>	2
<b>Bowl dimensions</b>	600x500xH320
<b>Worktop thickness:</b>	50 mm
<b>Net weight:</b>	42 kg

### Standard Preparation

#### 1200 mm Sink with 2 Bowls

The company reserves the right to make modifications to the products without prior notice. All information correct at time of printing.